



RDW

Vehicle Technology Division

**THE NETHERLANDS  
(N E D E R L A N D)**



**COMMUNICATION**


Concerning <sup>(1)</sup>: APPROVAL GRANTED  
~~APPROVAL EXTENDED~~  
~~APPROVAL REFUSED~~  
~~APPROVAL WITHDRAWN~~  
~~PRODUCTION DEFINITELY DISCONTINUED~~

of a type of CNG component pursuant to Regulation No. 110

**Approval No.: E4-110R-000187**


**Extension No.: 00**


*Approval mark:*



1. CNG component considered: <sup>(1)</sup>
- Container(s) or cylinder(s)
  - Pressure indicator
  - ~~Pressure-relief valve~~
  - ~~Automatic-valve(s)~~
  - ~~Excess-flow valve~~
  - ~~Gas-tight housing~~
  - ~~Pressure-regulator(s)~~
  - ~~Non-return valve(s)~~
  - ~~Pressure-relief device~~
  - ~~Manual valve~~
  - ~~Flexible fuel lines~~
  - ~~Filling unit or receptacle~~
  - ~~Gas injector(s)~~
  - ~~Gas flow adjuster~~
  - ~~Gas/air mixer~~
  - ~~Electronic control unit~~
  - ~~Pressure and temperature sensor(s)~~
  - ~~CNG filter(s)~~



2. Trade name or mark : 
3. Manufacturer's name and address : Yuyao CNG Part Co., Ltd.  
No.57 Chenjia, Yongfeng Village, Fengshan Street,  
Yuyao City, Zhejiang, China
4. If applicable, name and address of manufacturer's representative : Not applicable
5. Submitted for approval on : October 17, 2009
6. Technical service responsible for conducting approval tests : TÜV Rheinland Kraftfahrt GmbH  
Technologiezentrum Verkehrssicherheit  
Am Grauen Stein  
D-51105 Köln
7. Date of report issued by that service : November 30, 2009
8. No. of report issued by that service : 85-R110-1232/09
9. Approval : granted/~~refused~~/~~extended~~/~~withdrawn~~<sup>(1)</sup>
10. Reason(s) of extension (if applicable) : not applicable
11. Place : Zoetermeer
12. Date : 24-DEC-2009
13. Signature :



R. Kauerz

14. The document filed with the application or extension of approval can be obtained upon request.

<sup>(1)</sup> Strike out what does not apply.

## ADDEMDUM

1. Additional information concerning the type-approval of a type of CNG components pursuant to Regulation No. 110
- 1.1. Container(s) or cylinder(s)
- 1.1.1. Dimensions : Not applicable
- 1.1.2. Material : Not applicable
- 1.2. Pressure indicator
- 1.2.1. Working pressure(s) : 20 MPa
- 1.2.3. Material : Steel, Brass
- 1.3. Pressure relief valve (discharge valve)
- 1.3.1. Working pressure(s) : Not applicable
- 1.3.2. Material : Not applicable
- 1.4. Automatic valve(s)
- 1.4.1. Working pressure(s) : Not applicable
- 1.4.2. Material : Not applicable
- 1.5. Excess flow valve
- 1.5.1. Working pressure(s) : Not applicable
- 1.5.2. Material : Not applicable
- 1.6. Gas-tight housing
- 1.6.1. Working pressure(s) : Not applicable
- 1.6.2. Material : Not applicable
- 1.7. Pressure regulator(s)
- 1.7.1. Working pressure(s) : Not applicable
- 1.7.2. Material : Not applicable
- 1.8. Non-return valve(s) or non-return valve(s)
- 1.8.1. Working pressure(s) : Not applicable
- 1.8.2. Material : Not applicable
- 1.9. Pressure relief device (temperature triggered)
- 1.9.1. Working pressure(s) : Not applicable
- 1.9.2. Material : Not applicable



1.10.	Manual valve	
1.10.1.	Working pressure(s)	: Not applicable
1.10.2.	Material	: Not applicable
1.11.	Flexible fuel lines	
1.11.1.	Working pressure(s)	: Not applicable
1.11.2.	Material	: Not applicable
1.12.	Filling unit or receptacle	
1.12.1.	Working pressure(s)	: Not applicable
1.12.2.	Material	: Not applicable
1.13.	Gas injector(s)	
1.13.1.	Working pressure(s)	: Not applicable
1.13.2.	Material	: Not applicable
1.14.	Gas flow adjuster	
1.14.1.	Working pressure(s)	: Not applicable
1.14.2.	Material	: Not applicable
1.15.	Gas/air mixer	
1.15.1.	Working pressure(s)	: Not applicable
1.15.2.	Material	: Not applicable
1.16.	Electronic control unit (CNG-fuelling)	
1.16.1.	Basic software principles	: Not applicable
1.17.	Pressure and temperature sensor(s)	
1.17.1.	Working pressure(s)	: Not applicable
1.17.2.	Material	: Not applicable
1.18.	CNG filter(s)	
1.18.1.	Working pressure(s)	: Not applicable
1.18.2.	Material	: Not applicable



**INFORMATION DOCUMENT NO. CHANGNENG-R110-CNGauge A-01**

**UNIFORM PROVISIONS CONCERNING THE APPROVAL OF:**

**I. SPECIFIC COMPONENTS OF MOTOR VEHICLES USING COMPRESSED NATURAL GAS  
(CNG) IN THEIR PROPULSION SYSTEM;**

**ECE Regulation No. 110**

**Component Type : B201A, CNG201A, CNG 201C**



**This information document consists of page 1 to 4 with 6 enclosures**

Title: PARTIAL MODEL INFORMATION DOCUMENT NO.CHANGNENG-R110-CNGauge A-01	Page 2
Type: B201A, CNG201A, CNG 201C	

### ESSENTIAL CHARACTERISTICS OF THE CNG COMPONENT

0.	General information	
0.1.	Trade name or mark	: <b>CNGauge</b>
0.2.	Manufacturer's name and address	: Yuyao CNG Part Co., Ltd. No.57 Chenjia, Yongfeng Village, Fengshan Street Yuyao City, Zhejiang, China
0.3.	If applicable, name and address of manufacturer's representative	: n.a.
1.2.4.5.1.	System description	: <del>yes</del> /no <sup>1)</sup>
1.2.4.5.2.	Pressure regulator(s)	: <del>yes</del> /no <sup>1)</sup>
1.2.4.5.3.	Gas/air mixer	: <del>yes</del> /no <sup>1)</sup>
1.2.4.5.4.	Gas flow adjuster	: <del>yes</del> /no <sup>1)</sup>
1.2.4.5.5.	Gas injector(s)	: <del>yes</del> /no <sup>1)</sup>
1.2.4.5.6.	Electronic Control Unit (CNG-fuelling)	: <del>yes</del> /no <sup>1)</sup>
1.2.4.5.7.	CNG container(s) or cylinder(s)	: <del>yes</del> /no <sup>1)</sup>
1.2.4.5.8.	CNG container accessories	: <del>yes</del> /no <sup>1)</sup>
1.2.4.5.8.1.	Pressure indicator	: <del>yes</del> /no <sup>1)</sup>
1.2.4.5.8.1.1.	Make(s)	: <b>CNGauge</b>
1.2.4.5.8.1.2.	Type(s)	: B201A, CNG201A, CNG 201C
1.2.4.5.8.1.3.	Operating principle	: <del>float</del> /other <sup>1)</sup> description: Pointer-sensing type
1.2.4.5.8.1.4.	Working pressure(s) <sup>2)</sup>	: 20 Mpa
1.2.4.5.8.1.5.	Material	: Steel, Brass
1.2.4.5.8.1.6.	Operating temperatures <sup>2)</sup>	: -20°C~ 105°C
1.2.4.5.9.	Pressure relief device (temperature triggered)	: <del>yes</del> /no <sup>1)</sup>
1.2.4.5.10.	Filling unit or receptacle	: <del>yes</del> /no <sup>1)</sup>
1.2.4.5.11.	Flexible fuel lines	: <del>yes</del> /no <sup>1)</sup>
1.2.4.5.13.	CNG filter(s)	: <del>yes</del> /no <sup>1)</sup>
1.2.4.5.14.	Non-return valve(s)	: <del>yes</del> /no <sup>1)</sup>
1.2.4.5.15.	Connection to CNG system for heating system	: <del>yes</del> /no <sup>1)</sup>
1.2.5.	Cooling system	: liquid/ <del>air</del> <sup>1)</sup>
1.2.5.1.	System description/drawings with regard to the CNG system	: connect to the engine cooling system in order to avoid the regulator from icing



<sup>1)</sup>: Strike out what does not apply.

<sup>2)</sup>: Specify the tolerance.

Title: PARTIAL MODEL INFORMATION DOCUMENT NO.CHANGNENG-R110-CNGauge A-01	Page 3
Type: B201A, CNG201A, CNG 201C	

List of attachments

Annex	Page	Subject	Drawing No.
A	1	Overview of B201A	01
B	1	Overview of CNG201A	02
C	1	Overview of CNG201C	03
D	1	B201A Assembly drawing	04
E	1	B201A Assembly drawing	05
F	1	B201A Assembly drawing	06

Zhejiang / October 17, 2009

